

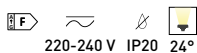
SORGENTI SPECIALI

# AR111



Ø 111 x 57 mm - 165 g

CITYLAMP		OUTPUT 360°	OUTPUT 90°				
Connection with terminal	15 W = 100 W	1.200 lm	1.100 lm	3000K	<b>CL-152430</b>	6/24	19,00 €
				4000K	<b>CL-152440</b>		



220-240 V IP20 24°

INCLUDED



DRIVER ESTERNO EXTERNAL DRIVER



Ø 111 x 68 mm - 118 g

CITYLAMP COB GU10		OUTPUT 360°	OUTPUT 90°				
GU10	15 W = 100 W	1.200 lm	1.100 lm	3000K	<b>CLGU10-153830</b>	6/24	15,00 €
				4000K	<b>CLGU10-153840</b>		

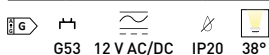


GU10 220-240 V IP20 38°



Ø 111 x 65 mm - 130 g

SUPERLED		OUTPUT 360°	OUTPUT 90°				
G53	12 W	1.020 lm	900 lm	3000K	<b>SLAR111-124030</b>	10/50	15,50 €
				4000K	<b>SLAR111-124040</b>		



G53 12 V AC/DC IP20 38°

TECHNICAL NOTES

ALIMENTAZIONE CON TRASFORMATORI ELETTROMAGNETICI  
POWER SUPPLY WITH ELECTROMAGNETIC TRANSFORMERS

SORGENTI SPECIALI

# LAMPADA FRIGO



Ø 18 x 50 mm - 10 g

LAMPADA FRIGO FRIDGE LAMP							
E14	1,8 W = 40 W	130 lm	2700K	<b>FGF-011427</b>	12/48	3,50 €	
			5000K	<b>FGF-011450</b>			



E14 220-240 V IP20 300°

Lampada dalle dimensioni estremamente ridotte adatta per uso specifico nel pieno rispetto dell'ambiente.  
Special eco-friendly short-sized lamp suitable for specific use.

SORGENTI SPECIALI

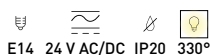
# VOTIVA

24 V  
AC/DC



Ø 25 x 70 mm - 14 g

CANDELA E14							
E14	0,4 W	25 lm	2700K	<b>VTV-052427</b>	50/200	2,00 €	



E14 24 V AC/DC IP20 330°

TECHNICAL NOTES

NON ADATTE AD ESSERE ALIMENTATE DALLA CONVENZIONALE RETE ELETTRICA  
NOT SUITABLE TO BE POWERED BY CONVENTIONAL MAINS

NO 230 V/AC

Lampada dalla luce soffusa adatta a creare ambientazioni evocative.  
Soft light lamp suitable for evocative ambiances.