



NEW

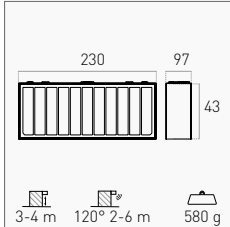
APPLIQUE SOLARE
DOMINO

NEW

APPLIQUE SOLARE DOMINO


IP65 - SENSOR

DOMINO



REPLACEABLE BATTERY

6 W 800 lm Li-Ion 3,7 V/DC 4.000 mAh	White <input type="checkbox"/>	3000 K	DOMBI-061230	50,50 €
		4000 K	DOMBI-061240	
	Black <input checked="" type="checkbox"/>	3000 K	DOMNE-061230	
		4000 K	DOMNE-061240	



FOCUS



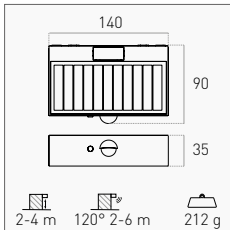
OPERATING MODE

MODE 1 - SENSOR MODE: BATTERY > 30%
Al tramonto, ON al 10%, 100% al rilevamento del movimento, in modalità ridotta al 10% dopo 20 secondi.
At sunset, ON at 10%, 100% at motion detection, in reduced mode at 10% after 20 seconds.

MODE 1 - SENSOR MODE: BATTERY < 30%
Al tramonto, ON al 10%, 100% al rilevamento del movimento, OFF dopo 20 secondi.
At sunset, ON at 10%, 100% at motion detection, OFF after 20 seconds.

MODE 2 - ALWAYS ON
Al tramonto, ON al 50%, dopo 5 ore o se la carica della batteria scende sotto il 30% passa alla modalità sensore.
At sunset, ON at 50%, after 5 hours or if the battery charge drops below 30% it switches to sensor mode.

DOMINO MINI



BATTERY

3 W 350 lm Li-Ion 3,7 V/DC 1.200 mAh	White <input type="checkbox"/>	3000 K	DOMBI-031230 <small>NEW</small>	30,00 €
		4000 K	DOMBI-031240 <small>NEW</small>	
	Black <input checked="" type="checkbox"/>	3000 K	DOMNE-031230 <small>NEW</small>	
		4000 K	DOMNE-031240 <small>NEW</small>	



OPERATING MODE

SENSOR MODE: A
Dopo il tramonto, ON automatico al 100% al rilevamento del movimento, in modalità ridotta dopo 10 secondi in biemissione.
After sunset, ON automatic 100% upon detection of movement, in low mode after 10 seconds in biemission.

SENSOR MODE: B
Dopo il tramonto, ON automatico al 100% al rilevamento del movimento, in modalità ridotta dopo 10 secondi in emissione superiore.
After sunset, ON automatic 100% on motion detection, in low mode after 10 seconds in upper emission.

INSTALLATION




INSTALLAZIONE A PARETE PER UN EFFETTO DI LUCE BIDIREZIONALE
WALL INSTALLATION FOR A BIDIRECTIONAL LIGHT EFFECT

Applique solare con pannello fotovoltaico, sensore crepuscolare e sensore PIR di movimento. Forma adatta ad installazioni pratiche e discrete. Doppia emissione luminosa per il modello 3 W, singola per il 6 W.

Solar wall light with photovoltaic panel, twilight sensor and PIR motion sensor. Nice shape for practical and discreet installations. Double light emission for the 3 W model, single for the 6 W.

FOCUS



OPTIONAL

RICAMBIO BATTERIA BATTERY REPLACEMENT



6 W	RBDOM	8,50 €
-----	--------------	--------

OUTDOOR