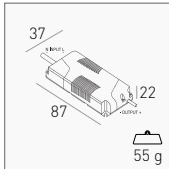


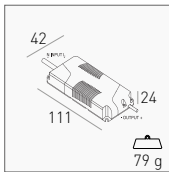
ACCESSORIES DRIVER

NOT DIMMABLE

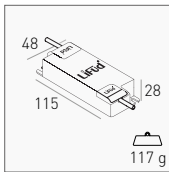
IP20



		INPUT	OUTPUT		
12 W	300 mA ± 5%	220-240 V/AC	38 V/DC	RDPQ12	9,50 €

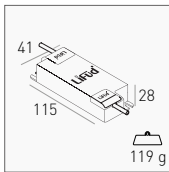


		INPUT	OUTPUT		
18 W	300 mA	220-240 V/AC	54 V/DC	RDPQ18	9,50 €
24 W	600 mA ± 5%	220-240 V/AC	36 V/DC	RDPQ24	11,00 €
			24-42 V/DC	RDPQA24	13,00 €



		INPUT	OUTPUT		
38 W	950 mA ± 5%	220-240 V/AC	33-40 V/DC	RDPQA42	24,00 €
	1000 mA	220-240 V/AC	33-40 V/DC	RDPQA42120	19,00 €

5 YEARS

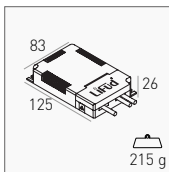


		INPUT	OUTPUT		
64 W	850 mA ± 5%	220-240 V/AC	33-40 V/DC	RDPQA64	23,00 €

5 YEARS

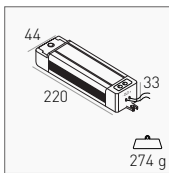
DIMMABLE

IP20



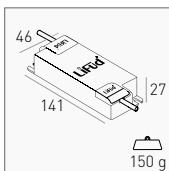
		INPUT	OUTPUT	PROTOCOL		
42 W	850-1050 mA (CC)	220-240 V/AC MAX 0.3 A	25-40 V/DC	1-10 V	DRIMPQ42	43,00 €

5 YEARS



		INPUT	OUTPUT	PROTOCOL		
42 W	1050 mA ± 5%	170-265 V/AC	30-44 V/DC	10% - 100%	DRIMPQ40	50,50 €

TRAILING EDGE



		INPUT	OUTPUT	PROTOCOL		
40 W	550-1050 mA	220-240 V/AC MAX 0.3 A	20-42 V/DC	DALI 2 - PUSH	DRIMPQ42D	54,00 €

5 YEARS

DALI 2 - PUSH DIM

Funzione multicorrente 550-1050 mA per alimentare diverse tipologie di apparecchi LED
550-1050 mA multi-current function for different types of LED luminaires

T. N.