

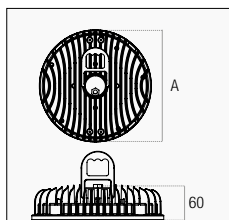
NEW

SOSPENSIONI INDUSTRIALI







DISCOVERY MAX



SOSP. INDUS.

	A	60
	A mm	g
100 W	Ø 220	1600
150 W	Ø 260	2200
200 W	Ø 300	2900

OUTPUT

100 W	11.829 lm	110° ∠	4000K		DSCM-10011040 NEW	1/4 	€108,00
150 W	16.875 lm	110° ∠	4000K		DSCM-15011040 NEW	1/4 	€166,00
200 W	22.566 lm	110° ∠	4000K		DSCM-20011040 NEW	1/4 	€214,00



Sospensione industriale ad alta dissipazione. Struttura robusta e resistente agli urti. Installazione a sospensione tramite supporto incluso oppure a parete / soffitto tramite staffa opzionale.

High dissipation industrial suspension. Sturdy and shock-resistant structure. Hanging installation with included hook or wall / ceiling mounting with optional bracket.

Supporto per installazione a sospensione incluso
Suspended installation support included



Staffa montaggio a parete / soffitto opzionale
Optional wall / ceiling mounting bracket



DSCM-BK NEW	1/30 	€26,00
--------------------	--	--------